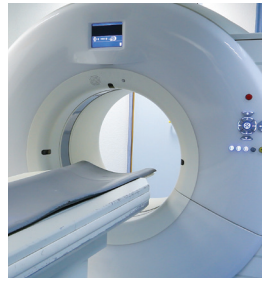




WHITE CHIP LEDS





Dialight’s white surface-mount (SMD) LEDs are the ultimate choice for status indication, white goods, industrial control systems, push button backlighting, and symbol lighting. The white color temperature of these LEDs can range from warm (~2700K) to cool (~6500K), making them appropriate for various lighting and indication applications. Dialight offers various packages and sizes for white SMD LEDs, ranging from 0402 to 3216 available in top-view, right-angle, reverse mount, dome lens, and reflector cup versions. This wide range makes it convenient to select the perfect fit for different applications. Their exceptional quality and efficiency make them the preferred choice for achieving optimal performance in consumer goods and computer peripherals. Discover the brilliance and reliability of our white SMD LEDs and take your products to the next level.

Typical applications

- Handheld devices
- Wearables
- Medical devices
- Smart devices
- Audio/video equipment
- Communication equipment
- Power supply equipment
- Automation equipment
- Home appliances
- Keypad and switch backlighting
- Indoor/outdoor lighting
- LED strip lighting

TABLE OF CONTENTS

Products are listed first by overall package size, then by variable heights from smallest to highest.

0402

Top View | 1.0 x 0.5 x 0.25mm [3](#)
 Top View | 1.0 x 0.5 x 0.4mm [3](#)

0603

Top View | 1.6 x 0.8 x 0.25mm [3](#)
 Top View | 1.6 x 0.8 x 0.4mm [4](#)
 Mini PLCC With Reflector Cup | 1.6 x 0.8 x 0.55mm [4](#)
 Top View | 1.6 x 0.8 x 0.7mm [4](#)
 With Dome Lens | 1.6 x 0.8 x 0.93mm [5](#)

0605

Right Angle | 1.6 x 1.15 x 0.55mm [5](#)

0805

Top View | 2.0 x 1.25 x 0.7mm [6](#)

1206

Top View | 3.2 x 1.6 x 0.7mm [6](#)
 Reverse Mount | 3.2 x 1.25 x 1.1mm [6](#)
 With Dome Lens | 3.2 x 1.6 1.88mm [7](#)

1208

With Reflector Cup | 3.0 x 2.0 x 1.3mm [7](#)

3216

Top View | 3.2 x 1.6 x 1.1mm [7](#)

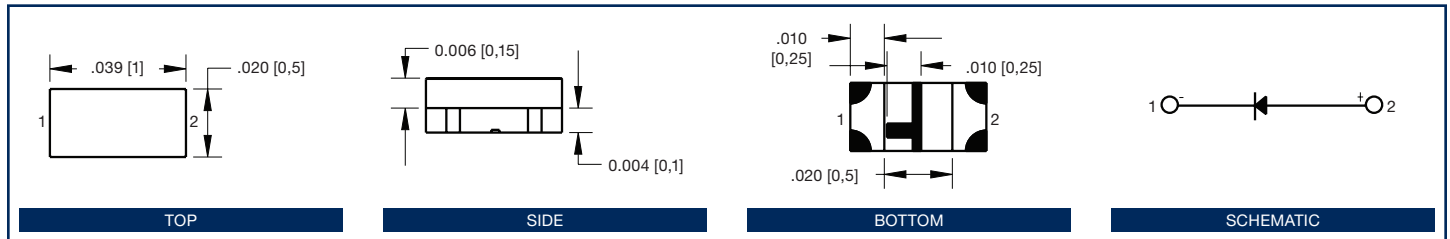
Dialight reserves the right to make changes at any time in order to supply the best product possible. The most current version of this document will always be available at: www.dialightsignalsandcomponents.com
Warranty Statement: Except for the warranty expressly provided for at: www.dialight.com/resources/warranties/, Dialight disclaims any and all other warranties, express or implied, including, without limitation, any warranties of merchantability, fitness for a particular purpose, title, and noninfringement.



The following pages are intended to be used as a product overview. Detailed specifications, c-drawings and other resources can be found by clicking the part numbers within each package.

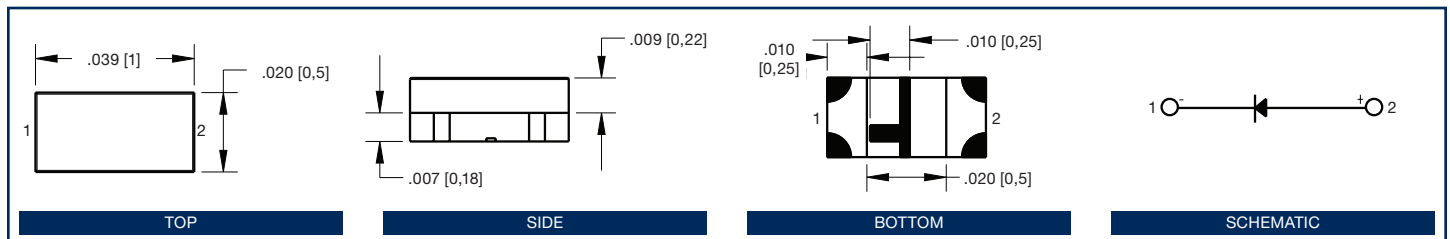
0402 TOP VIEW | 1.0 x 0.5 x 0.25mm

Part Number	Viewing Angle	Test Current (mA)	Chromaticity Coordinates (Calculated)	Forward Voltage (vdc)		Luminous Intensity (mcd)		Operating Temperature	Storage Temperature
				Min.	Max.	Min.	Max.		
598-2A00-102F	140	5	X=0.314 Y=0.315	2.6	3.4	315	530	-40°C to +85°C (-40°F to +185°F)	-40°C to +85°C (-40°F to +185°F)
598-2A00-107F									



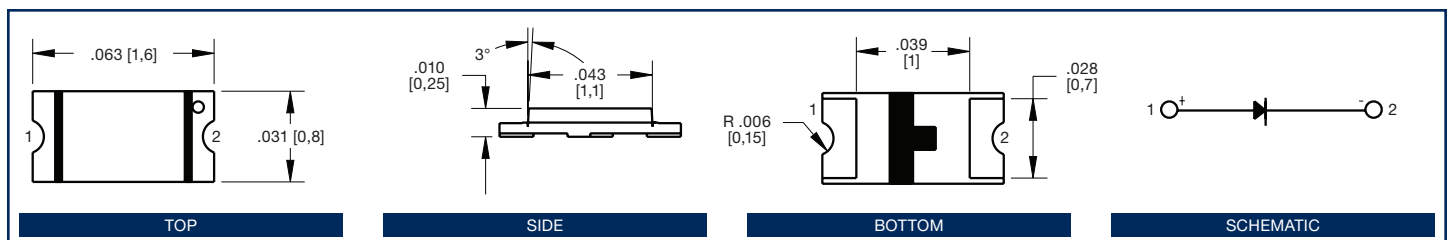
0402 TOP VIEW | 1.0 x 0.5 x 0.4mm

Part Number	Viewing Angle	Test Current (mA)	Chromaticity Coordinates (Calculated)	Forward Voltage (vdc)		Luminous Intensity (mcd)		Operating Temperature	Storage Temperature
				Min.	Max.	Min.	Max.		
598-2A01-102F	140	20	X=0.299 Y=0.330	2.8	3.6	600	1400	-40°C to +85°C (-40°F to +185°F)	-40°C to +85°C (-40°F to +185°F)
598-2A01-107F									



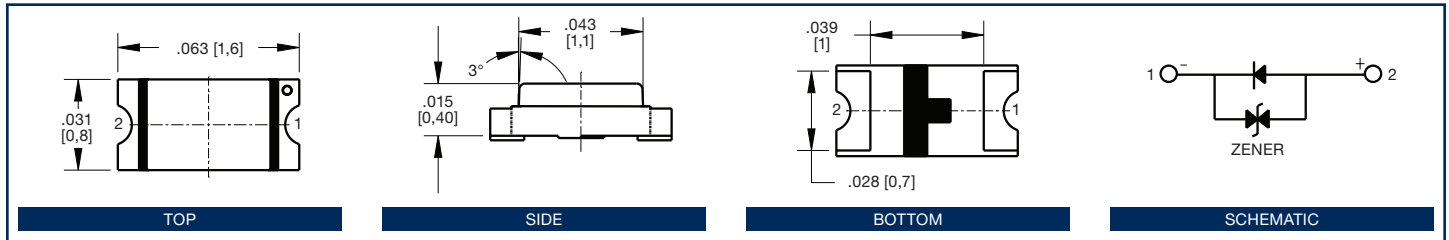
0603 TOP VIEW | 1.6 x 0.8 x 0.25mm

Part Number	Viewing Angle	Test Current (mA)	Chromaticity Coordinates (Calculated)	Forward Voltage (vdc)		Luminous Intensity (mcd)		Operating Temperature	Storage Temperature
				Min.	Max.	Min.	Max.		
598-2N00-102F	140	20	X=0.272 Y=0.258	2.8	3.4	430	1000	-40°C to +85°C (-40°F to +185°F)	-40°C to +85°C (-40°F to +185°F)
598-2N00-107F									



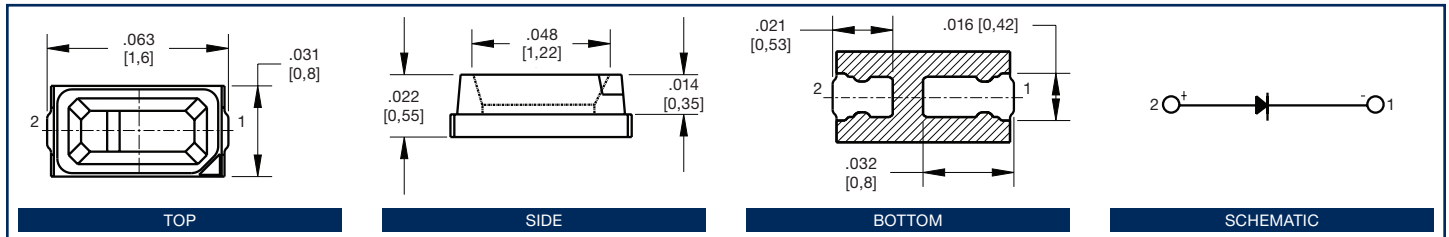
0603 TOP VIEW | 1.6 x 0.8 x 0.4mm

Part Number	Viewing Angle	Test Current (mA)	Chromaticity Coordinates (Calculated)	Forward Voltage (vdc)		Luminous Intensity (mcd)		Operating Temperature	Storage Temperature
				Min.	Max.	Min.	Max.		
598-2003-102F	140	20	X=.255 Y=.242	2.8	3.6	230	1200	-40°C to +85°C (-40°F to +185°F)	-40°C to +85°C (-40°F to +185°F)
598-2003-107F									



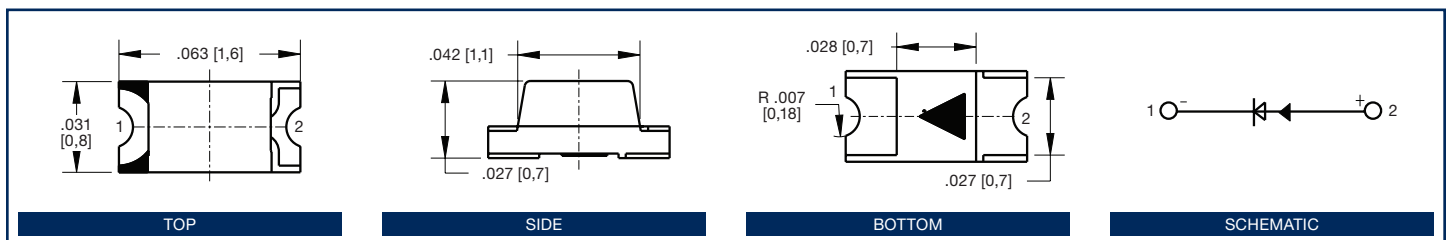
0603 MINI PLCC WITH REFLECTOR CUP | 1.6 x 0.8 x 0.55mm

Part Number	Viewing Angle	Test Current (mA)	Chromaticity Coordinates (Calculated)	Forward Voltage (vdc)		Luminous Intensity (mcd)		Operating Temperature	Storage Temperature
				Min.	Max.	Min.	Max.		
598-2L01-102F	140	20	X=0.270 Y=0.256	2.8	3.6	1200	2800	-40°C to +85°C (-40°F to +185°F)	-40°C to +85°C (-40°F to +185°F)
598-2L01-107F									
598-2L00-102F	140	5	X=0.194 Y=0.212	2.6	3.4	150	800	-40°C to +85°C (-40°F to +185°F)	-40°C to +85°C (-40°F to +185°F)
598-2L00-107F									



0603 TOP VIEW | 1.6 x 0.8 x 0.7mm

Part Number	Viewing Angle	Test Current (mA)	Chromaticity Coordinates (Calculated)	Forward Voltage (vdc)		Luminous Intensity (mcd)		Operating Temperature	Storage Temperature
				Min.	Max.	Min.	Max.		
598-2002-102F	140	20	X=.212 Y=.169	2.8	3.6	280	800	-40°C to +85°C (-40°F to +185°F)	-40°C to +85°C (-40°F to +185°F)
598-2002-107F									

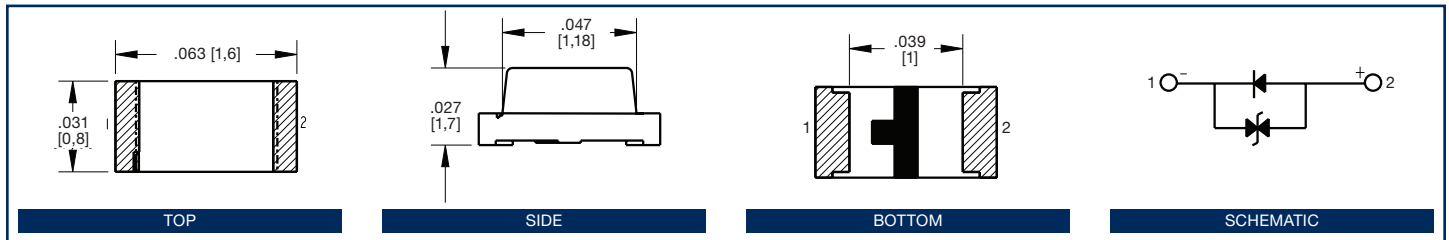


RESOURCE CENTER

Technical Information Center - videos, white papers, application success stories and technical pages.
Literature Library - product overviews, selector guides, catalogs, brochures and more!

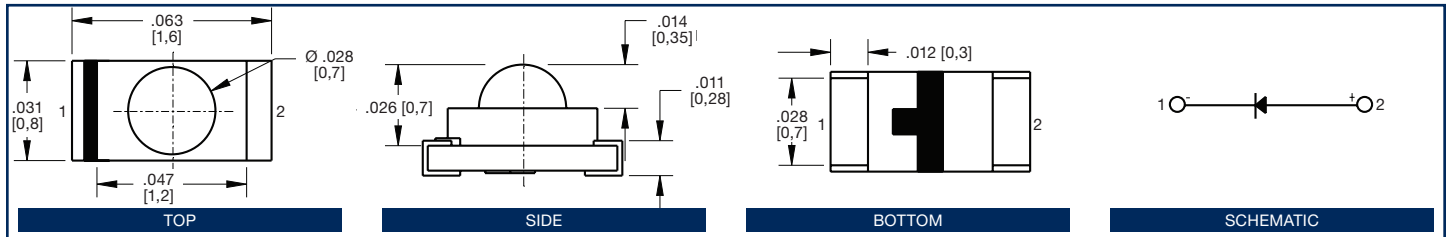
0603 TOP VIEW | 1.6 x 0.8 x 0.7mm

Part Number	Viewing Angle	Test Current (mA)	Chromaticity Coordinates (Calculated)	Forward Voltage (vdc)		Luminous Intensity (mcd)		Operating Temperature	Storage Temperature
				Min.	Max.	Min.	Max.		
598-2000-102F	140	5	X=.307 Y=.304	2.6	3.4	65	200	-40°C to +85°C (-40°F to +185°F)	-40°C to +85°C (-40°F to +185°F)
598-2000-107F									
598-2005-102F									
598-2005-107F	20	X=.299 Y=.330	2.8	3.6	500	1000			



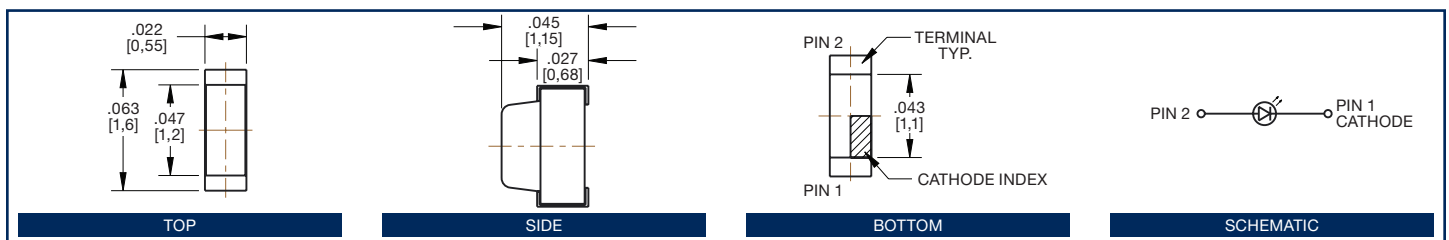
0603 WITH DOME LENS | 1.6 x 0.8 x 0.93mm

Part Number	Viewing Angle	Test Current (mA)	Chromaticity Coordinates (Calculated)	Forward Voltage (vdc)		Luminous Intensity (mcd)		Operating Temperature	Storage Temperature
				Min.	Max.	Min.	Max.		
598-2E00-102F	160	20	X=0.241 Y=0.212	2.8	3.6	350	800	-40°C to +85°C (-40°F to +185°F)	-40°C to +85°C (-40°F to +185°F)
598-2E00-107F									



0605 RIGHT ANGLE | 1.6 x 1.15 x 0.55mm

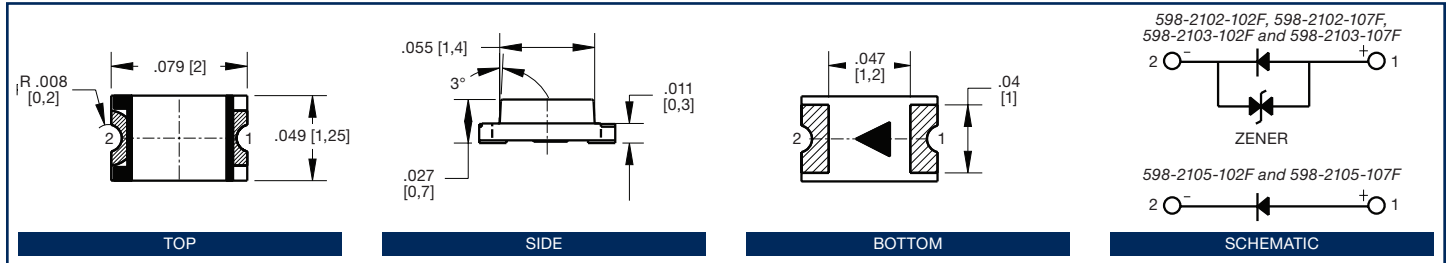
Part Number	Viewing Angle	Test Current (mA)	Chromaticity Coordinates (Calculated)	Forward Voltage (vdc)	Luminous Intensity (mcd)		Operating Temperature	Storage Temperature
				Typ.	Min.	Max.		
597-2903-502F	150	10	X=0.31 Y=0.31	2.9	22	140	-40°C to +85°C (-40°F to +185°F)	-40°C to +100°C (-40°F to +212°F)
597-2903-507F								



Need assistance choosing the best LED for your surface mount application? Our friendly, knowledgeable team of experts is ready to help! **CONTACT US TODAY!**

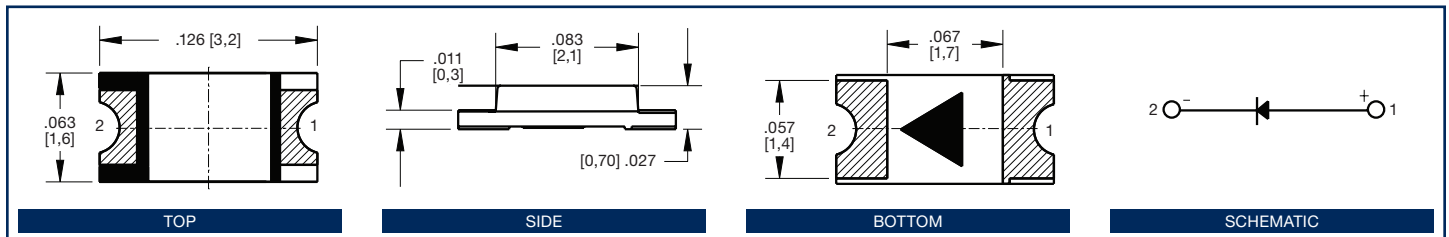
0805 TOP VIEW | 2.0 x 1.25 x 0.7mm

Part Number	Viewing Angle	Test Current (mA)	Chromaticity Coordinates (Calculated)	Forward Voltage (vdc)		Luminous Intensity (mcd)		Operating Temperature	Storage Temperature
				Min.	Max.	Min.	Max.		
598-2102-102F	140	5	X=0.277 Y=0.275	2.6	3.4	65	350	-40°C to +85°C (-40°F to +185°F)	-40°C to +85°C (-40°F to +185°F)
598-2102-107F			X=0.272 Y=0.254			150	700		
598-2103-102F		20	X=0.281 Y=0.288	2.8	3.6	600	1000		
598-2103-107F									
598-2105-102F									
598-2105-107F									



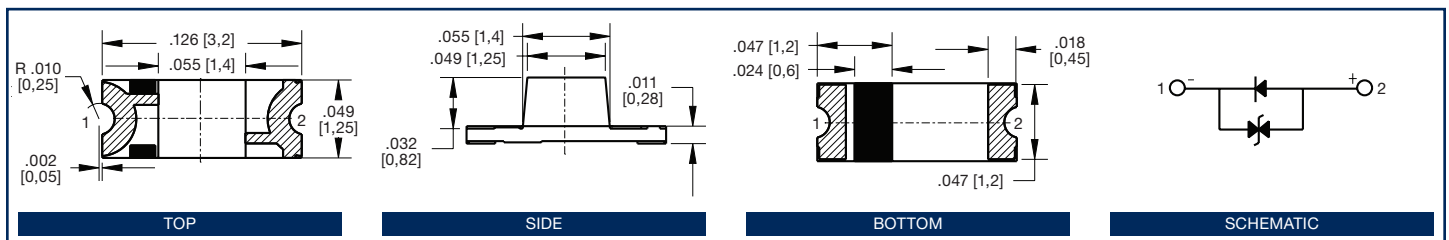
1206 TOP VIEW | 3.2 x 1.6 x 0.7mm

Part Number	Viewing Angle	Test Current (mA)	Chromaticity Coordinates (Calculated)	Forward Voltage (vdc)		Luminous Intensity (mcd)		Operating Temperature	Storage Temperature
				Min.	Max.	Min.	Max.		
598-2200-102F	140	20	X=0.268 Y=0.258	2.8	3.6	500	1000	-40°C to +85°C (-40°F to +185°F)	-40°C to +85°C (-40°F to +185°F)
598-2200-107F									



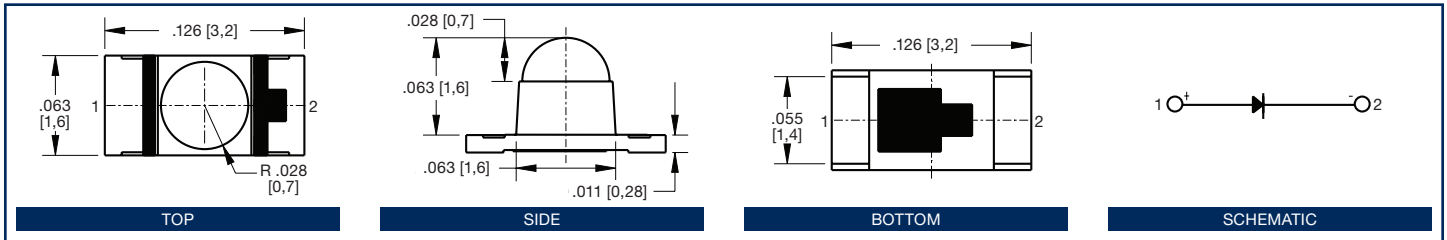
1206 REVERSE MOUNT | 3.2 x 1.25 x 1.1mm

Part Number	Viewing Angle	Test Current (mA)	Chromaticity Coordinates (Calculated)	Forward Voltage (vdc)		Luminous Intensity (mcd)		Operating Temperature	Storage Temperature
				Min.	Max.	Min.	Max.		
598-2K00-102F	140	5	X=0.300 Y=0.302	2.6	3.4	100	350	-40°C to +85°C (-40°F to +185°F)	-40°C to +85°C (-40°F to +185°F)
598-2K00-107F									



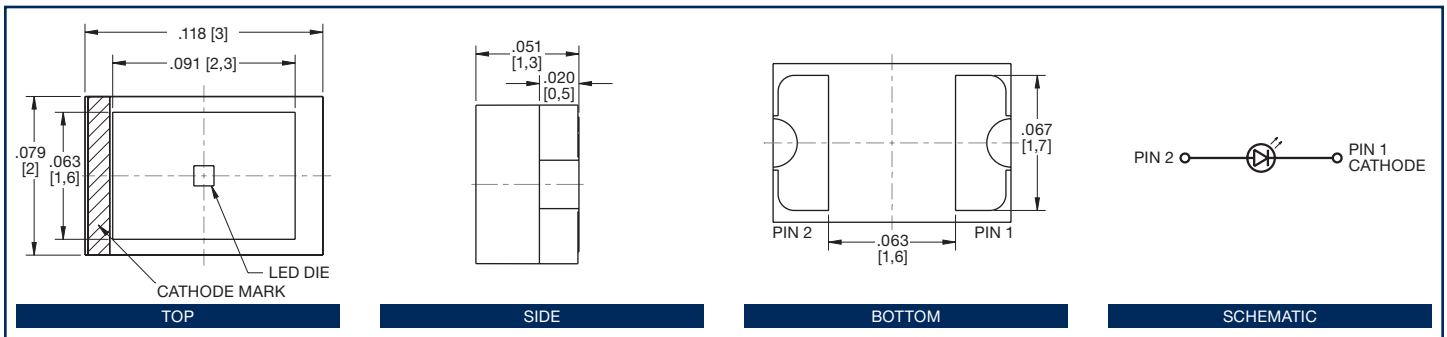
1206 WITH DOME LENS | 3.2 x 1.6 1.88mm

Part Number	Viewing Angle	Test Current (mA)	Chromaticity Coordinates (Calculated)	Forward Voltage (vdc)		Luminous Intensity (mcd)		Operating Temperature	Storage Temperature
				Min.	Max.	Min.	Max.		
598-2M00-102F	140	20	X=0.287 Y=0.286	2.8	3.6	280	650	-40°C to +85°C (-40°F to +185°F)	-40°C to +85°C (-40°F to +185°F)
598-2M00-107F									



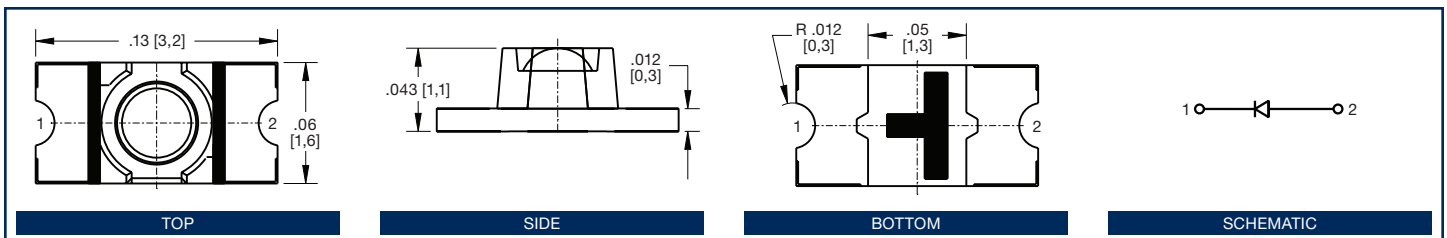
1208 WITH REFLECTOR CUP | 3.0 x 2.0 x 1.3mm

Part Number	Viewing Angle	Test Current (mA)	Chromaticity Coordinates (Calculated)	Forward Voltage (vdc)		Luminous Intensity (mcd)		Operating Temperature	Storage Temperature
				Min.	Max.	Min.	Max.		
597-3902-502F	110	20	X=0.30 Y=0.30	3.2	4.3	360	1400	-30°C to +85°C (-22°F to +185°F)	-40°C to +100°C (-40°F to +212°F)
597-3902-507F									



3216 TOP VIEW | 3.2 x 1.6 x 1.1mm

Part Number	Viewing Angle	Test Current (mA)	Chromaticity Coordinates (Calculated)	Forward Voltage (vdc)		Luminous Intensity (mcd)		Operating Temperature	Storage Temperature
				Min.	Max.	Min.	Max.		
599-2500-122F	140	20	X=0.27 Y=-0.24	2.8	3.6	417	1192	-40°C to +85°C (-40°F to +185°F)	-40°C to +85°C (-40°F to +185°F)
599-2500-127F									



Need assistance choosing the best LED for your surface mount application? **CONTACT US TODAY!**

OE is **O**ur **E**xpertise.